

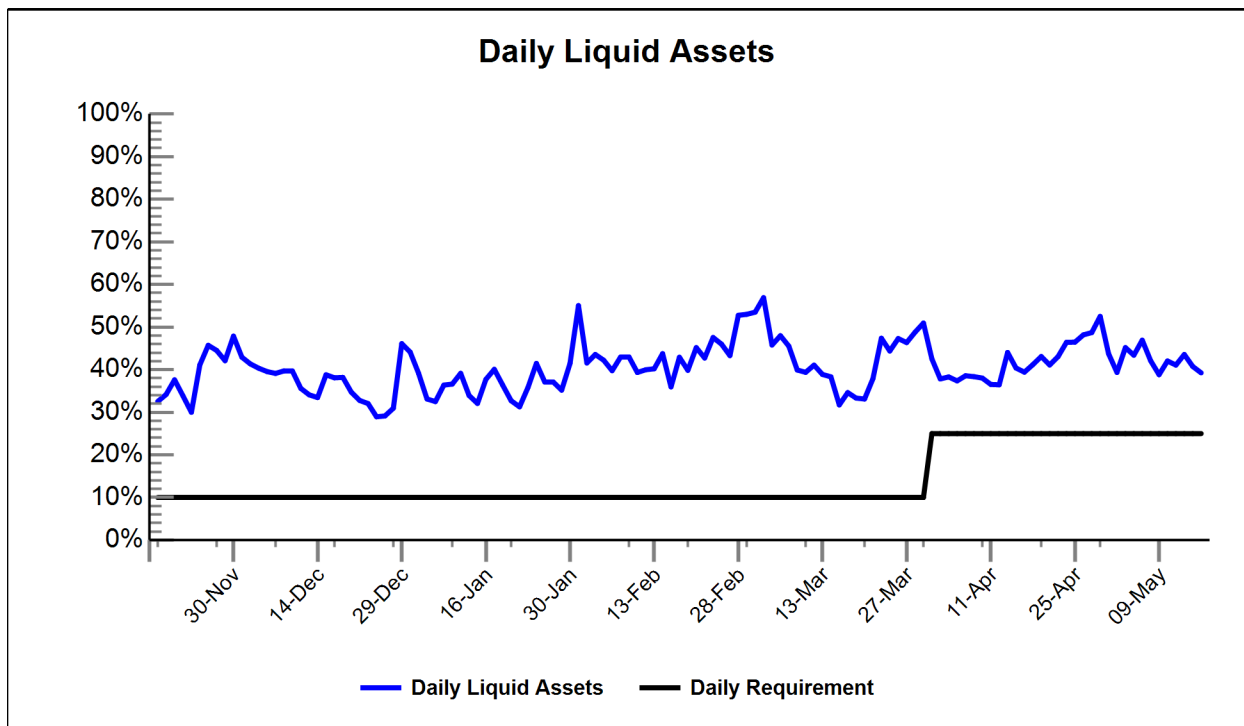
## MMR Charts

**Asof:** 05/16/2024  
**Fund Name:** VPIII MONEY MARKET FUND



This graph shows the amount of daily liquid assets in the Fund. Daily liquid assets include: cash, direct obligations of the U.S. Government, securities that will mature or are subject to a demand feature exercisable and payable within one business day, and receivables from sales of portfolio securities due within one business day. Taxable money market funds must maintain a minimum of 25% of total assets in daily liquid assets.

Daily Liquid Assets	Date	Daily Requirement
39.26%	05/16/2024	25%



Note: Effective April 2, 2024, the daily liquid assets requirement increased from 10% to 25%

Victory Funds are distributed by Victory Capital Services, Inc.

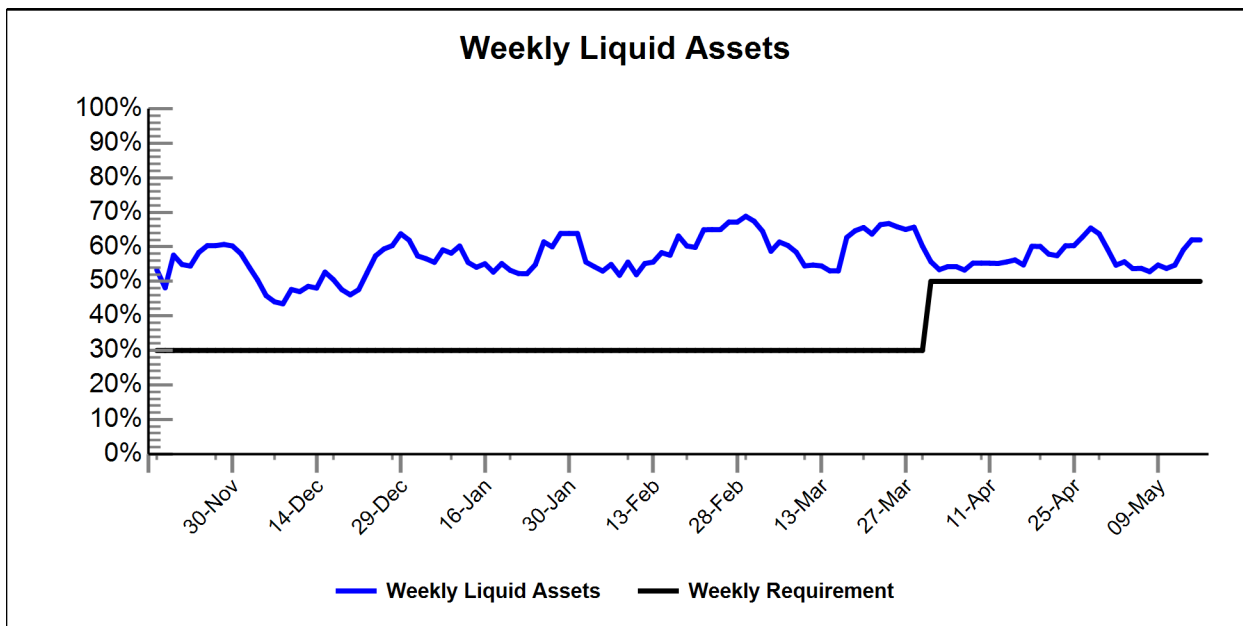
## MMR Charts

**Asof:** 05/16/2024  
**Fund Name:** VPIII MONEY MARKET FUND



This graph shows the amount of weekly liquid assets in the Fund. Weekly liquid assets include: cash, direct obligations of the U.S. Government, certain U.S. Government securities issued at a discount with a remaining maturity of 60 days or less, securities that will mature or are subject to a demand feature that is exercisable and payable within five business days, and receivables from sales of portfolio securities due within five business days. Money market funds must maintain a minimum of 50% of total assets in weekly liquid assets.

Weekly Liquid Assets	Date	Weekly Requirement
62.00%	05/16/2024	50%



Note: Effective April 2, 2024, the weekly liquid assets requirement increased from 30% to 50%

Victory Funds are distributed by Victory Capital Services, Inc.

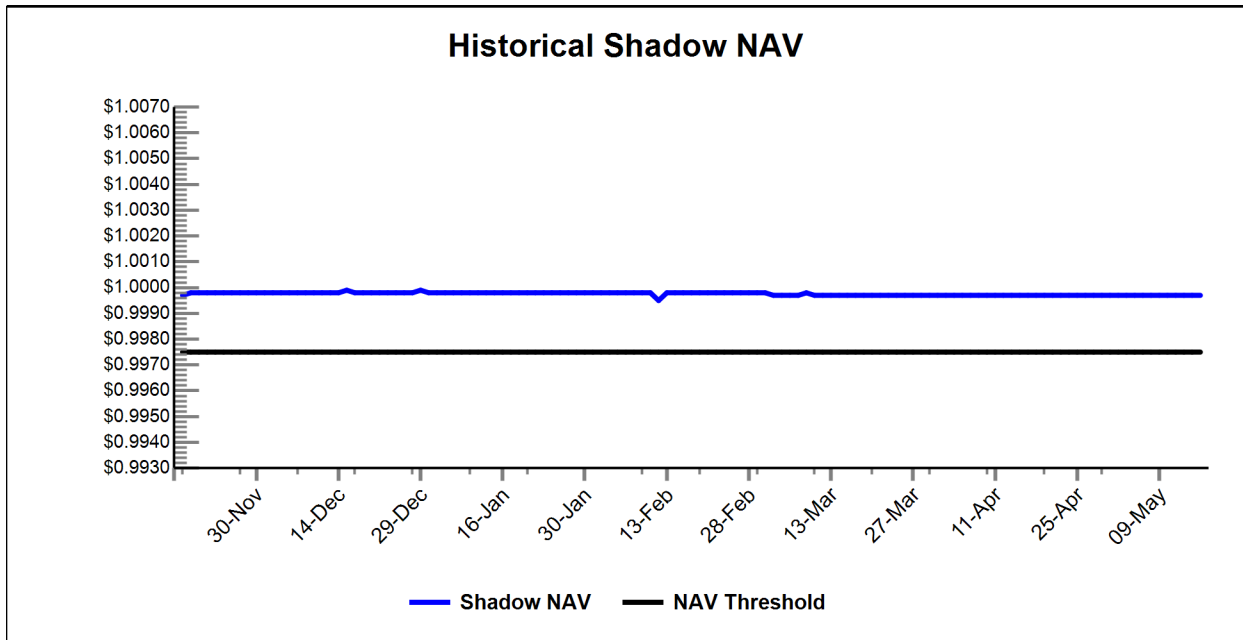
## MMR Charts

**Asof:** 05/16/2024  
**Fund Name:** VP III MONEY MARKET FUND



This graph shows the "shadow net asset value (NAV)" of the Fund. Money market funds are allowed to maintain a fixed \$ 1.00 per share price using the amortized cost method of valuation and penny-rounding method of pricing so long as the fund calculates daily the shadow NAV using the market price of the securities and maintains a shadow NAV of between \$0.995 and \$1.005. SEC Form N-CR must be filled if the shadow NAV falls below \$0.9975.

Shadow NAV	Date	NAV Threshold
\$0.9997	05/16/2024	\$0.9975



Victory Funds are distributed by Victory Capital Services, Inc.

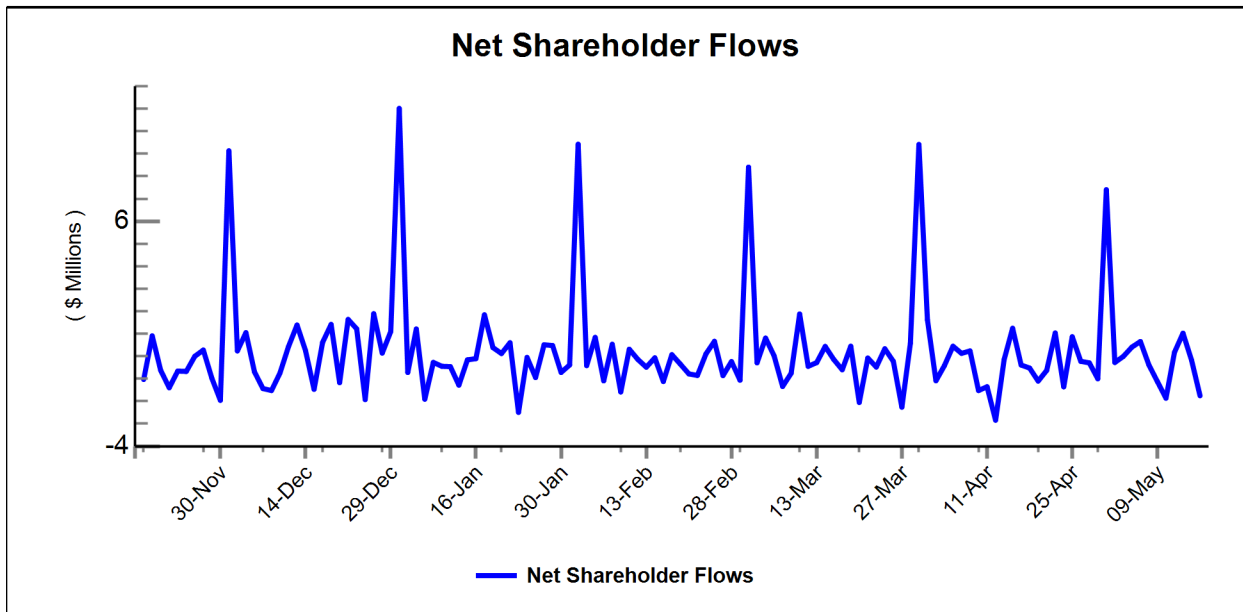
## MMR Charts

**Asof:** 05/16/2024  
**Fund Name:** VPIII MONEY MARKET FUND



This graph shows the net shareholder flows of the Fund. Net shareholder flows are generally the sum of the inflows and outflows of a money market fund's shares for a given business day.

Net Shareholder Flows	Date
-\$1,756,469.60	05/16/2024



Victory Funds are distributed by Victory Capital Services, Inc.