

Q1 // MARCH 31, 2025

PORTFOLIO CHARACTERISTICS	Strategy	Bloomberg U.S. Aggregate Bond Index
Average Credit Quality	A	AA-
Coupon Rate	4.14	3.59
Effective Duration (Yrs)	5.9	5.9
Effective Convexity	0.56	0.54
Total # of Securities/Bonds	942	-

RISK STATISTICS (5 YR. VS. INDEX)

Alpha (%)	2.93
Beta	0.98
Sharpe Ratio	-0.02
R-Squared (%)	94.72
Information Ratio	1.98
Tracking Error (%)	1.49
Upside Capture (%)	118.88
Downside Capture (%)	84.37

PORTFOLIO MANAGERS

Jim Jackson, CFA
Neal Graves, CFA, CPA

STRATEGY NET ASSETS

\$4.1B

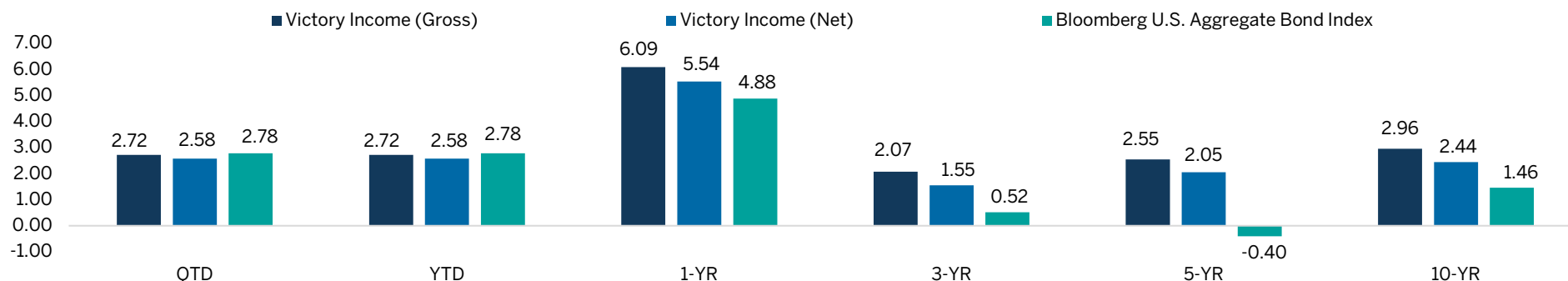
BENCHMARK

Bloomberg U.S. Aggregate Bond Index

COMPOSITE INCEPTION DATE

April 1974

COMPOSITE PERFORMANCE (%)



HISTORICAL COMPOSITE PERFORMANCE (%)

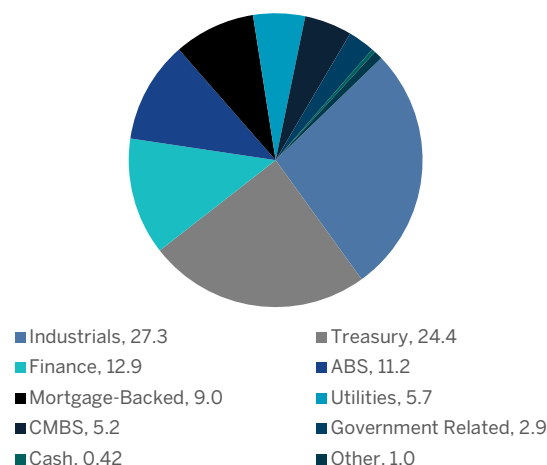
	2024	2023	2022	2021	2020	2019	2018	2017	2016	2015
Victory Income (Gross)	3.87	7.69	-12.96	0.83	8.69	11.64	-0.86	6.19	6.37	-0.60
Victory Income (Net)	3.33	7.13	-13.39	0.39	8.17	11.07	-1.37	5.66	5.84	-1.11
Bloomberg U.S. Aggregate Bond Index	1.25	5.53	-13.01	-1.54	7.51	8.72	0.01	3.54	2.65	0.55

Past performance cannot guarantee future results. Returns for periods greater than one year are annualized. Returns are expressed in U.S. dollars and reflect the reinvestment of dividends and other earnings. Performance prior to July 1, 2019 occurred while the team was affiliated with a prior firm. The investment management team has managed the composite strategy since inception and the investment process has not changed. Composite and

benchmark returns are presented net of non-reclaimable withholding taxes. Gross-of-fees returns are presented before management and custodial fees but after all trading expenses. The composite net-of-fees returns shown reflect actual investment management fees. Actual fees may vary depending on, among other things, the applicable fee schedule and portfolio size. The firm's fees are available on request and may be found on Part 2A of its Form ADV.

Q1 // MARCH 31, 2025

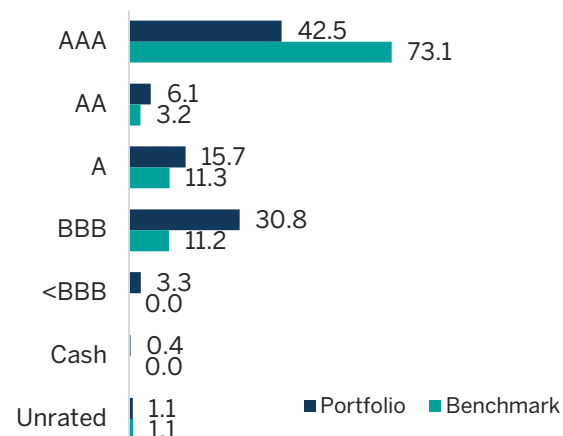
SECTOR ALLOCATION
(% of Portfolio)



TOP TEN ISSUERS
(% of Portfolio)

	Rep. Account
U.S. Government	35.11
American Airlines Group Inc	0.61
Air Canada	0.52
Nprl	0.48
Royalty Pharma Plc	0.43
Societe Generale	0.43
Warner Brothers Discovery	0.42
Ashtead Capital Inc	0.40
Berkshire Hathaway Energy	0.40
Eastern Maine Medical Center	0.39
Total	39.19

QUALITY STRUCTURE
(% of Portfolio)



The Victory Income Composite includes all institutional and retail portfolios invested primarily in U.S. dollar-denominated fixed-income securities that have been selected for their high yields relative to the risk involved. The fixed-income securities in which the composite portfolio invests include obligations of U.S., state, and local governments, and their agencies and instrumentalities; mortgage- and asset-backed securities; corporate debt securities; and repurchase agreements. Composite portfolios also may invest in income-producing common stock, preferred securities, and other securities believed to have debt-like characteristics. The strategy aims to deliver maximum current income without undue risk to principal. High yield bonds carry increased levels of credit and default risk and are less liquid than government and investment grade bonds. Beginning September 1st, 2023, the minimum account size for the composite is \$25 Million. The composite creation date is July 2019, and the composite inception date is April 1974. The benchmark of the composite is the Bloomberg U.S. Aggregate Bond Index. Prior to 4/24/2023, the name of this composite was the USAA Income Fixed Income Composite.

The benchmark of the composite is the Bloomberg U.S. Aggregate Bond Index. The Bloomberg U.S. Aggregate Bond Index measures the performance of the investment grade, U.S. dollar-denominated, fixed-rate taxable bond market, including Treasuries, government-related and corporate securities, mortgage-backed securities (agency fixed-rate and hybrid adjustable-rate mortgage (ARM) pass-throughs), asset-backed securities, and commercial mortgage-backed securities. The benchmark returns are provided to represent the investment environment existing during the time periods shown and are not covered by the report of independent verifiers. For comparison purposes, the index is fully invested, which includes the reinvestment of income. The returns have been taken from a published source and do not include any transaction fees, management fees, or other costs.

All investments carry a certain degree of risk including the possible loss of principal, and an investment should be made with an understanding of the risks involved with owning a particular

security or asset class. **Past performance does not guarantee future results.**

Risk Statistics source: Zephyr StyleADVISOR. Characteristics, Top Ten Holdings and Sector Diversification source: FactSet Research Systems, Inc. The top ten issuers and sector diversification are presented to illustrate examples of the portfolio's investments and may not be representative of the portfolio's current or future investments.

Holdings are subject to change and should not be construed as a recommendation to buy or sell individual securities.

Information relating to portfolio holdings is based on the representative account in the composite and may vary for other accounts in the strategy due to asset size, client guidelines and other factors. The representative account is believed to most closely reflect the current portfolio management style.

Victory Capital Management Inc. (VCM) is a diversified global investment adviser registered under the Investment Advisers Act of 1940 and comprises multiple investment franchises: Integrity Asset Management, Munder Capital Management, New Energy Capital Partners, NewBridge Asset Management, Pioneer Investments, RS Investments, Sophus Capital, Sycamore Capital, THB Asset Management, Trivalent Investments, Victory Income Investors, and the Victory Capital Solutions Platform. RS Investments and Sophus Capital became a part of the VCM GIPS firm effective January 1, 2017; Victory Income Investors, effective July 1, 2019; THB Asset Management, effective March 1, 2021; New Energy Capital effective November 1, 2021; and Amundi Asset Management US, Inc. (renamed to "Pioneer Investments"), effective April 1, 2025.

Request a GIPS® Report from your Institutional Relationship Manager or visit www.vcm.com.

Victory Capital claims compliance with the Global Investment Performance Standards (GIPS®).

V20.101 // 1Q 2025 Victory Income Strategy FS